

# BA BM X

Backflow preventer with verifiable reduced pressure zone  
with funnel incorporated

## Technical Data Sheet



## Description

The BABM X backflow preventer protects the drinking water network by interrupting the continuity of the supply, emptying, and evacuating to waste in case of danger of water being turned back into the main pipeline. Durable, corrosion-resistant and hygienic, the new BABM X meets all the requirements of aggressive, technical or specific water installations or in environments with corrosive atmospheres.

- Easy maintenance thanks to modular sub-sets
- Easy access
- Piston technology on the relief valve, without membrane: easy mounting/dismantling, reinforced longevity
- Compact design and space-saving
- Reduced head losses
- High quality and high-resistance materials



### BA BM X

Backflow preventer with verifiable reduced pressure zone with funnel incorporated.

DN	PFA in bar	Cat.	Réf.	Weight Kg
1/2	10	I	2231150	1,2
3/4	10	I	2231250	1,2
1	10	I	2231350	2,7
1 1/4	10	I	2231450	2,7
1 1/2	10	-	2231550	6,5
2	10	-	2231650	6,5

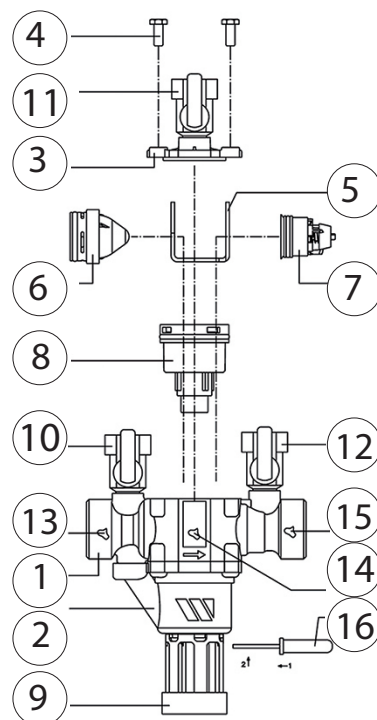
#### Technical features

Operating temperature	Maxi. 65 °C
Permissible operating pressure (PFA) in water	10 bar
Connection	Male threaded union nuts (BSP)
Mediums	Drinking water

#### Nomenclature and materials

N°	Designation	Materials	Description
1	Body	Stainless steel	AISI 316L
2	Relief valve body	Plastic	PP
3	Cover	Stainless steel	AISI 316L
4	Screws	Stainless steel	AISI 316
5	Bearing	Stainless steel	AISI 316L
6*	Upstream valve	Stainless steel	
		Plastic	POM
7*	Downstream valve	Stainless steel	
		Plastic	POM
8*	Relief valve module	Stainless steel	
		Plastic	POM
9	Funnel	Plastic	PVC
10-11-12	Test cock pressure	Stainless steel	AISI 316
13	Upstream zone		
14	Intermediaire zone		
15	Downstream zone		

\* Subassembly: consult us



## Approvals

---

**ACS** 

**International Construction Standards :**

EN 1717 - EN12729 P-IX870/1

Thread connection according to EN ISO 228-1 / ISO 7.1

## Application

---

Designed to protect drinking water supply networks against the backflow of risk fluids up to category 4 according to EN1717.

The device is designed to prevent any backflow of polluted water into the drinking water supply network as a result of back pressure or back siphonage when the pressure upstream of the device is lower than the pressure downstream of it.

The BABM X backflow preventer is specially adapted to corrosive atmospheres or environments (swimming pools, laboratories, boats, etc.). Its stainless-steel construction makes it particularly resistant to aggressive water or fluids (seawater, demineralized water, ammonia, acetone, etc.).

For systems liable to generate pollution risks such as:

- Professional networks: industrial facilities, surface treatment, chemical industry
- Sanitary networks: hospitals, laboratories, dialysis centers, water treatment
- Technical networks: heating, air conditioning, irrigation, water dispensers, sprinklers

## Installation

---

**Directions for installation:**

- total accessibility
- non-submersible installation
- purge carefully all air from the installation (non-polluted atmosphere)
- the discharge valve must be able to cope with the discharge flow rate
- protection against frost or extreme temperatures
- in the case of an upstream diversion in the area right in front of the RPZ, it is necessary to install a check valve between the diversion and the RPZ.
- always manipulate the upstream valve slowly.

The protection device must be installed by a qualified technician.

Installation specification:

The correct installation requires:

- upstream: ball valve fitting + strainer (with drain cock)
- downstream: ball valve fitting

## Maintenance

---

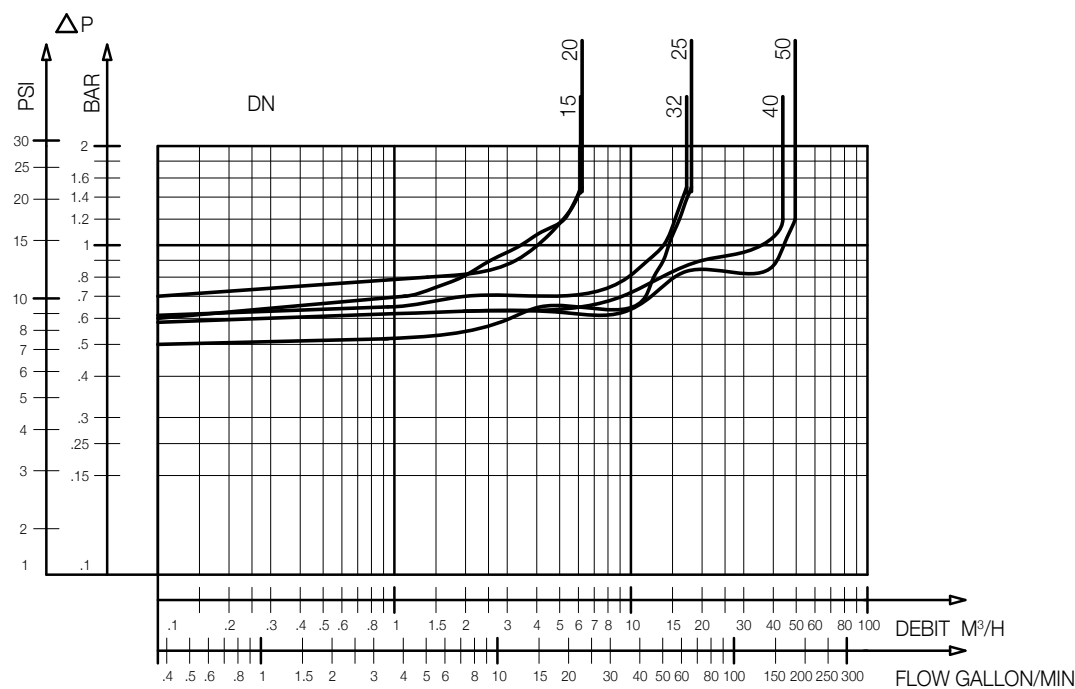
- Testing: In accordance with national statutory regulations, BA backflow preventers must be regularly inspected (once a year in most countries) by an authorized maintenance technician.

An annual functional test of the backflow preventer must be done with a test kit with pressure gauges and hoses. This test equipment must be checked once every two years at least.

- Repair kits: Spare parts are available and allow the replacement of each specific defective parts. (See technical book "maintenance kit" or installation manual).

# Operation

Direction for use:  
• Solid line: Valve completely open

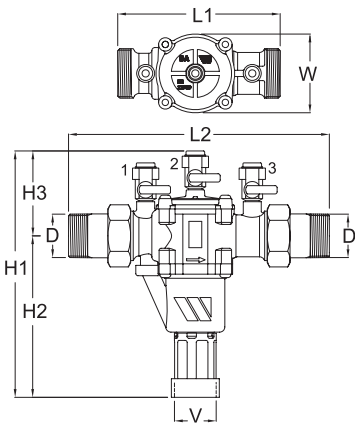


BA BM X - Headloss chart

# Sizing

DN	D	V	L1	L2	H1	H2	H3	W
"	mm	mm	mm	mm	mm	mm	mm	mm
1/2	15	32	122	201	166	103	63,5	53
3/4	20	32	122	201	166	103	63,5	53
1	25	40	157	252	236	156	80	76
1 1/4	32	40	157	252	236	156	80	76
1 1/2	40	50	220	336	301	202,5	99	115
2	50	50	220	336	301	202,5	99	115

BA BM X



The descriptions and photographs contained in this product specification sheet are supplied by way of information only and are not binding. Watts reserves the right to carry out any technical and design improvements to its products without prior notice. Warranty : All sales and contracts for sale are expressly conditioned on the buyer's assent to Watts terms and conditions found on its website at [www.watts.com](http://www.watts.com). Watts hereby objects to any term, different from or additional to Socla terms, contained in any buyer communication in any form, unless agreed to in a writing signed by an officer of Watts.



WATTS INDUSTRIES France

1590 avenue d'Orange • CS 10101 Sorgues 84275 VEDENE CEDEX • France  
Tél. +33 (0)4 90 33 28 28 • Fax +33 (0)4 90 33 28 39  
[contact@wattswater.com](mailto:contact@wattswater.com) • [www.watts.eu](http://www.watts.eu)